

ON HYBRID COMBINATION OF QUEUEING AND SIMULATION

Nico M. van Dijk

University of Amsterdam / Incontrol Business Engineers
THE NETHERLANDS

ABSTRACT

This paper aims to and illustrate that simulation and queueing theory can and should go hand in hand for a variety of practical problems, both in daily-life and industry, which are still open for fundamental research. To this end, it will highlight real-life cases taken from : Daily-life situations (postal office or bank), administrative logistics (reengineering), transportation (railways), and call center analysis.

1 BACKGROUND

“Should we pool separate queues into a single queue or not?” A question as practical as for daily-life situations such as at a bank, a hospital or a service center as well as for technical applications such as in manufacturing or telecommunications (multiplexing). A question that involves fundamental insights of queueing theory. A question that is still open for research.

A question that in realistic situations not only benefits from but even requires a hybrid combination of analysis and simulation.

Delays and queueing problems are most common features not only in daily-life situations such as at a bank or postal office, at a ticketing office, in public transportation or in a traffic jam but also in more technical environments such as in manufacturing, computer networking and telecommunications. And most actually, they appear to play a crucial role for business process reengineering purposes in administrative logistics.

2 QUEUEING

Ever since the origin of classical teletraffic (telephony) theory in the twenties, queueing theory has been highly developed and extensively applied in telecommunications. At later instance, in the seventies, its application has been extended to computer performance evaluation and manufacturing.

Generally, however, the application of queueing theory for daily-life problems has remained rather restricted. The perception seems to have grown that queueing analysis is too detailed and too mathematically complex to allow for a direct practical application, other than for technical or industrial purposes. This perception seems to be strengthened by queueing theoreticians and their publications that mainly highlight the mathematical and technical issues rather than general insights. At the same time questions as simple and practical as should we pool or not still appear to be open from a queueing point of view.

3 SIMULATION

Just oppositely, simulation has proven to be a most powerful tool to model and evaluate such realistic situations both in daily-life and industrial environments. Accordingly, it has become a most valuable tool for evaluating purposes of existing situations. However, for optimization or design purposes, *simulation* might easily become too costly or impractical as no general directions are available for setting up variants to compare, even not for questions as simple as *should we pool or not*.

4 HYBRID COMBINATION

As a step to narrow this discrepancy, this paper aims to illustrate and promote that a hybrid approach of queueing and simulation can be most fruitful: By *queueing* general rules and insights might be suggested to direct the way of thinking of not to suggest a number of operational variants. By *simulation*, in turn, these general insights can be compared and made practical by evaluating and comparing a limited number of variants. The general advantage and disadvantages of both are listed in table 1.

Accordingly, a hybrid approach may enlarge the potential of queueing on the one hand, while it may provide more confidence to and restrict the computational efforts of simulation on the other.

To this end, this paper aims to show that a hybrid queueing and simulation approach can be most beneficial

and should generally be strived for in practice. To this end, five real-life applications will briefly be discussed.

Table 1: Disadvantages and Advantages of Simulation and Queuing Analysis

Queueing	Simulation
Advantages	Disadvantages
Insights 100% exact Generic components	Numbers Confidence? 1.1 Too much complexity
Few detailed data necessary	Detailed data required
Disadvantages	Advantages
Too restricted for reallife modelling Strongly simplified uncertainty-assumptions (exponentiality)	Allows real-life complexity Allows real-life uncertainties

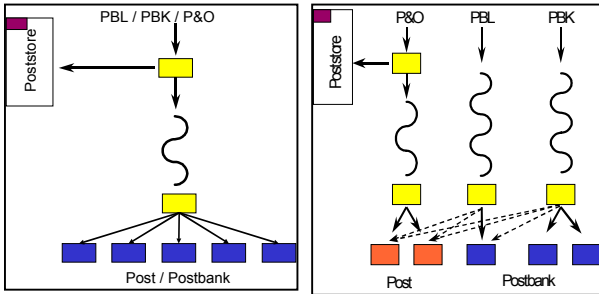


Figure 1: Model of the Current and Suggested Dutch Postal Systems

5 APPLICATION 1: POOLING (Case 1)

“Should we pool capacity or not” is a question of general interest, at the level of a postal or bank office, of parallel machines, up to even the level of departments that may have to be combined. Generally, *pooling* is considered to be superior as capacity of resources then seem to be used more *efficiently*. However, by queuing theory the most

important aspect for waiting or delays to arise, is known to be *variation* or *variability* in service requirements. This aspect is not yet taken into account.

5.1 Case 1: The Dutch Postal Offices (Figure 1 / Table 2)

Based on general queuing theory results, a study has been set up for the Dutch Postal Offices, fig.1, in order to investigate the possible improvement of the current single-line operation. Next to general results and insights, results for specific pilot-offices were obtained. Below the results for the Pilot-Office of Schiedam are shown with 5 counters at a 90% workload (as corresponding to rather realistic high traffic hours). The advisory model contains separate counters for short and long banking services as well as separate counters for postal jobs but with selective overflow possibilities and prioritization’s. As multi-server systems with different job preferences are analytically *non-tractable*, *simulations* still had to be performed to compare the proposed variants. The results show that still significant reduction can be obtained for short jobs without paying a price, in fact even with small improvements, for other.

6 APPLICATION 2: BPR (Case 2)

The trendy attention for BPR (*Business Process Redesign*) is largely focused at increasing the efficiency of employees and resources, to be seen as the utilization of machines in production. However, the aspect of time is not at all reflected in efficiency.

6.1 Simulation and Queuing

Awareness of the aspect *time* and insights in how *delays* can be improved are thus essential even before a simulation is started. These insights are most helpful if not necessary to develop suggestions for alternative work layouts or protocol-changes such as for BPR-purposes. The alternatives, in turn, are then to be tested, compared and tuned by *simulation*. A hybrid usage of queuing insights and simulation should thus be tried for.

Table 2: Results of the Dutch Postal Office Analysis

Waiting Time (in seconds) for 2 Queuing Protocols				
Products	Traffic %	Service time (seconds)	Single-line model	Advisory Model
POSTBANK Short	45	55	259	84
POSTBANK Long	13	115	259	254
POST Short	28	53	259	190
POST Long	2	102	259	190
Other	12	90	259	190

Simple queuing insights and awareness of the importance of variations in services and job types for delays to arise, in combination with queuing results, already lead to some general rules which can be most helpful for BPR-purposes. By these rules a limited number of worklayouts may so be suggested while without such rules (and queuing insights, no directions at all are clear, so that the possible worklayouts can be astronomic.

However, as the complexity of total worklayouts is far too complex for exact analysis, a final comparison of these different worklayouts is still required. To this end, **simulation is essential.**

6.2 Case: BPR of Administrative Processes (Figure 2 / Tables 3&4)

The company Levob is a middle-sized insurance company in Holland. The major activity of this company is to offer, set up and maintain life insurance's or pension plans for individual persons (product 1) or collectively for groups of employees at middle-sized companies (product 2) or large companies (product 3). Some basic specifications for these products are listed in Table 4.

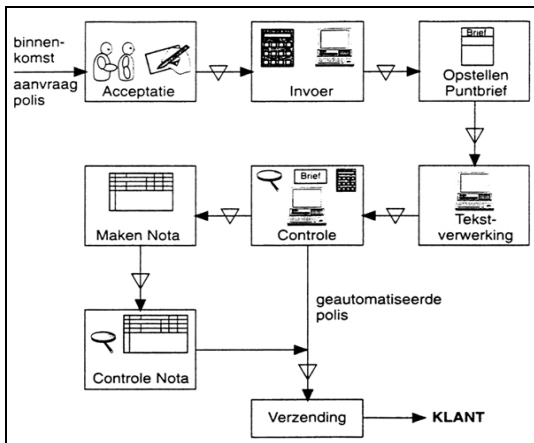


Figure 2: Flow Model of BPR of Administrative Processes

Table 3

Product	1	2	3
Starting Variant	6.24	9.03	646.15
Advisory Variant	5.05	5.05	5.05

6.3 Results

Again, by general queuing insights regarding pooling, prioritization, and parallelization, a number of worklayouts could be suggested. Below the performance results are shown as obtained by **simulation**. Here it is to be realized that these results are obtained by simulation while in reality for variant 1 extremely long process times of over one year will be avoided by “ad hoc” interventions. Nevertheless, the results can be regarded as sufficiently indicative of the improvements that can be achieved.

7 APPLICATION 3: CALL CENTERS (Case 3)

The development of call centers receives considerable attention in response to the current trend of customer-satisfaction and computerization. Two aspects of performance interest are:

- i. An evaluation of the performance and capacity of a call center
- ii. A flexible usage of capacities and skill based routing

Both queuing theory and simulation are classically applied for the first purpose. However, the second purpose which becomes more important in newly developed computerized call centers, is still most open for research.

7.1 Case 3: HP-Helpdesk (Fig. 3)

For example the Hewlett Packard European helpdesk center in Amsterdam has over 300 operators that speak two, three or four out of twenty different languages. How many operators and with which multi-lingual qualifications

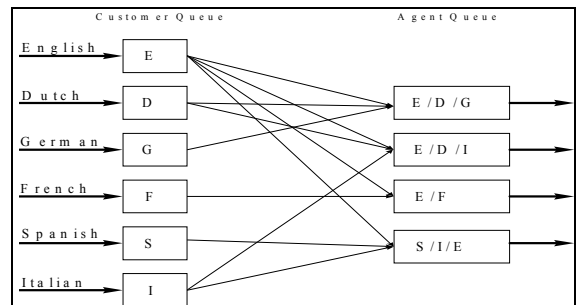


Figure 3: Model of Hewlett Packard European

Table 4: Product Specification

Product	%	Type	Net Time	Effective	Profit
1	90%	Standard	1/2-1 hour	week	+
2	7%	Specialized	1-2 weeks	1-2 months	++
3	3%	Very Specialized	weeks/months	months/year	++++

are to be set in to optimize the operator costs in relation with waiting times? And relatedly, when and how should calls be rerouted? In essence the latter question boils down, though in a far more complex form, to classical **unsolved overflow** problems in queuing, from which most useful insights can be adopted.

However, as overflow mechanisms cannot be handled just by formula, **simulation** to test and compare different of such skill based routing mechanisms is highly required.

8 APPLICATION 4: RAILWAYS (Case 4)

Despite the fact that trains operate at fixed train schedules, train delays do arise for a variety of possible reasons. How can these delays be reduced or avoided by capacity expansions, what are the bottlenecks in the infrastructure, how quickly do these delays vanish or oppositely, how strongly do they proliferate within the railway network, are all typical questions of substantial practical and general interest, for which no simple answers can be provided. Extensive research will be required relying upon queuing insights and extensive simulation.

8.1 Case 4: A Railwaystation (Fig. 4)

For example, a railway station can in essence be regarded as a circuit switch queuing network, known from telecommunications, for which analytic queuing results are available under the ‘lost’ assumption, i.e., calls that cannot find a free route are rejected. Despite the fact that ‘trains’ can never be rejected, this model has shown useful for qualitative analysis of railway stations. However, to investigate the effect of the ‘unnatural loss assumption’ to justify the qualitative results for practice, as well as to study special additional features of practical railway scheduling, **simulation is required**.

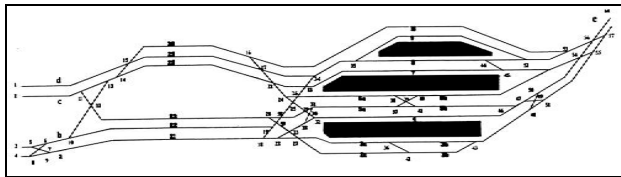


Figure 4: Flow Model of a Rail Way System

ACKNOWLEDGMENT

The approval of the *Dutch Postbank*, the *insurance company LEVOB*, the *Dutch Railways*, and *HP European Customer Services Center*, to report about the research undertaken for them is highly appreciated.

REFERENCES

- Boucherie, R.J. and Van Dijk 1995. N.M., *Punctuality for airports as success factor: A queuing analysis*. (Dutch Air Traffic Control Research Report).
- Van Dijk, N.M. 1997. Why queuing never vanishes, *European Journal Operations Research* 99, 463-476.
- Van Dijk, N.M. 1997. To wait or not to wait: That is the question, *Chance* 10, No.1, 26-30.
- Van Dijk, N.M. 1993. “Queuing Networks and Product Forms”, *Wiley*, New York.
- Van Dijk, N.M. 1998, to appear. Where would we be without trains? A queuing modelling to determine Train Delays, *Operations Research*.
- Van Dijk, N.M. 1995. Service Performance Measured and Queuing Analysis; A case study for TNT, in R. Teare and C. Armistead (eds.) *Services management*, Cassell.
- Van Dijk, N.M. 1996 Everyone His Own Lane, interview in *De Telegraaf* on highway traffic problems, September 7.

AUTHOR BIOGRAPHY

NICO M. VAN DIJK is a Professor of Operations Research at the University of Amsterdam / Incontrol business Engineers. His email address is <nico.van.dijk@incontrol.nl>.